



SOLIS BACKLIT MKI - 3000K SPECIFICATION SHEET




**COLLINGWOOD
LIGHTING**

01604 495 151
collingwoodlighting.com

 /collingwoodlighting

 /collingwoodlighting

 collingwoodled

SOLIS 1200X600

1200 x 600 LED panel

FEATURES

IK rating	IK02
IP rating	IP40
Colour flexibility	Fixed colour
UGR	<19
Sensor	No
Dimmable	DALI 2 1-10V
Input	220-240V 50/60Hz
LED Lifetime	50,000h L70 B50
CRI	>80Ra
SDCM	<6
Flicker Free	Yes
Emergency version available	Yes, using CWD LEDEP10 (sold separately)

INSTALLATION INFORMATION

Install Connector Type	Plug & Play connector
Insulation Coverable	Panel: yes Driver: no
Bathroom zone	N/A
Inrush Current	<50A, 50µs
Construction Material	PS (P4) Aluminium Painted Steel
Weight	4450g
Maximum ambient temperature	40°C
SELV	Yes
Building regulations	Part P & L
Electric Class (1, 2, 3)	2

PHOTOMETRICS @ 25°C

Product code	Feature I	Feature II	Feature III	Colour	Beam angle	lm	lm/W	EM lm
P4C19S60W	60W	Non dimmable	UGR19 TP(a)	3000K	90°	6300	105	220lm
P4C19D60W	60W	DALI 2	UGR19 TP(a)	3000K	90°	6300	105	220lm
P4C19V60W	60W	1-10V	UGR19 TP(a)	3000K	90°	6300	105	220lm

WIRING INFORMATION

Cable / Flying Lead	Terminal for 2 core cable 0.75-1.5mm ²
Type of Wiring Required	Parallel

ACCESSORIES

LEDEP10	3hr non-maintained self-test emergency pack	Sold separately
P2SMC	Surface mount kit for 1200 x 600 LED Panel.	Sold separately
P1SKC	Suspension Kit for 1200 x 600 Panels.	Sold separately

GUARANTEE / WARRANTY

5 years extended guarantee
2 year on-site guarantee

FEATURES & BENEFITS

Low glare for visual comfort

Each panel is compatible with our three-hour non-maintained emergency pack

Installation is quick and easy

Meets blue light hazard regulation RG0

Plug and play emergency pack

Suitable for reading, writing, meetings and computer-based work

Supplied with 1m long safety steel cable

Glow wire test:
P4 panels - 650°C

Lumens in EM mode: 220lm

Beam angle: 90°

